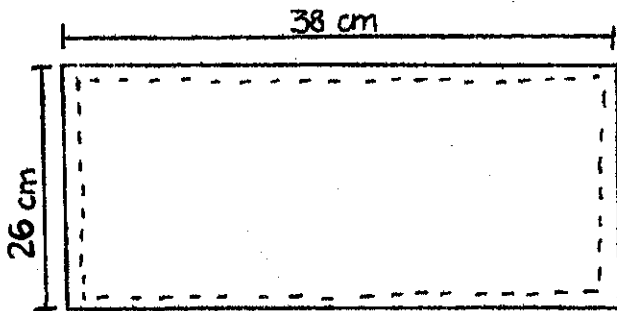
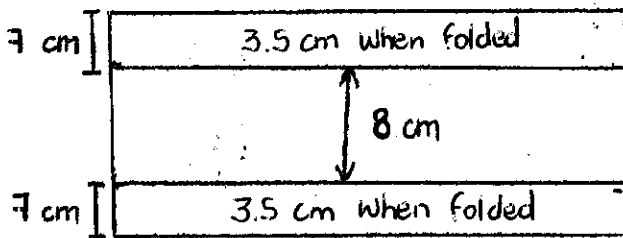


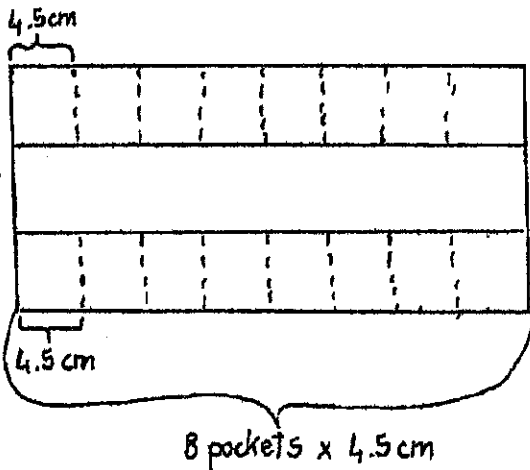
Crayon Case Pattern CLASS 1



Hem a piece of heavy fabric to a finished size of 36 cm x 22 cm. (If embroidering name then do before sewing together.)




Fold one side over 3.5 cm and sew ends.
Fold other side over 3.5 cm and sew ends.



To make pockets

On 3.5 cm side sew up at 4.5 cm spacing to make 8 pockets. On other side sew up 8 pockets at 4.5 cm spaces. This will make a total of 16 pockets.



Last, take a ribbon or cord 70 cm long, fold in half and sew folded end to middle of one end of crayon bag. Then embroider or write child's name on outside near cord end.